

## WINDFARMS & LANDSCAPE VALUES FEEDBACK SHEET

Your feedback will help us to understand community values, local experience and preferred ways of working so that this knowledge can inform the development of a national approach to the assessment of the impacts of wind farm developments on landscape values. ***This is not an assessment of the landscape values of your local area or related to any wind farm development or proposal in your local area.***

Please take your time to look at the display materials and feel free to respond to as many of the following questions as you like.


---

### Understanding Landscape Values

*“Any landscape is made up of different layers of meaning and significance these might be visual, cultural, spiritual, environmental, based on memories, perceptions or different aesthetics.”*

**What do you think gives a landscape a sense of “value”, significance or meaning? For now and for future generations?**

**How do you think local communities should be involved in assessing landscape values to complement the roles of others such as landscape professionals? What has been your own experience (positive and negative)?**



## Potential Impacts of Wind farms on Landscape Values

Wind farms can have a number of different impacts on the landscape and the significance of these impacts varies for different communities and individuals within those communities.

**What is important to you about the impacts (positive & negative) of wind farms on landscape values? Is there anything of special significance in determining the acceptability of a wind farm in a particular place?**

## Mitigation of Impacts


There are a number of possible measures that can be used to address the impacts of wind farms on the landscape.

**In your opinion, how could communities and the wind industry work better together in developing appropriate mitigation measures?**

## Processes of Community Engagement

The wind industry best practice guidelines include principles for the involvement of local communities in consultation and decision making processes.

**What are the hallmarks or characteristics of a successful process of community involvement in your opinion? What has been your experience of community involvement in wind farm development?**



## A National Assessment Framework

Please take a look at the proposed steps for a national framework to support consistency in the assessment of the impact of wind farms on landscape values.


**What do you like about the proposed framework?**

**Does it provide enough flexibility to meet the needs of different projects and locations?**

**Does it provide enough certainty and consistency in your opinion?**

**What do you think could be changed or improved about the framework?**

**What are the key messages would you like to convey to the Australian Council of National Trusts, the wind industry and regulators about community involvement in assessing landscape values?**



## Other Comments

***Thank you for your time***

Should you require any further information please contact: Sarah Jones, Project Manager for Auswind & ACNT (03) 9670 2033, extension 4 or [sjones@auswind.org](mailto:sjones@auswind.org)

Australian Government funding through the Australian Greenhouse Office in the Department of Environment and Heritage supports this project. The views expressed herein are not necessarily the views of the Commonwealth, and the Commonwealth does not accept responsibility for any information or advice contained herein.